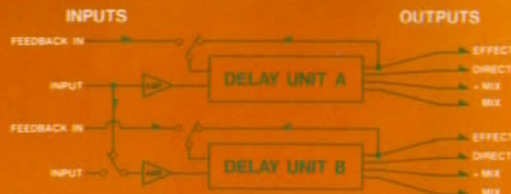


# SDD-1200

DUAL DIGITAL DELAY

People and Technology in Harmony

# KORG



## Effects Unlimited

### Explore New Sound Effect Concepts— Complete Dual Delay Facilities

#### Independent inputs and outputs for each unit.

Each of these precision delays is equipped with two kinds of input (IN, FEEDBACK IN), four kinds of output (+MIX, -MIX, EFFECT, DIRECT), and two kinds of control audio input (BYPASS, HOLD/TRIG). Parallel delay is just the beginning. Discover the possibilities of cross feedback, open feedback loops, and serial delay. Just connect the inputs and outputs together to produce the kind of delay effect that you've been looking for. Ordinary delay units simply can not deliver this kind of sophistication and complexity.

#### Independent modulation expands your possibilities.

Since each channel has its own modulation generator you can produce completely independent stereo chorus effects. Even with just one of the modulation generators you can easily derive flanging, phasing and chorus variations using the

normal and inverted phase outputs for each channel. Imagine what unfolds when the two modulation generators interact with each other.

#### Dual independent sampling facilities.

Apply synchronized effects from section B to sounds sampled with section A. Or store two separate phrases, drum sounds, etc. in each delay section, reproducing them at will. With completely independent sampling facilities you don't have to compromise your music any longer.

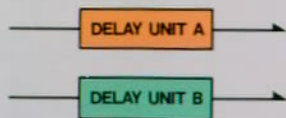
#### Twin top quality specs

Both delay sections boast the same prime quality specifications: Delay times of from 0.5ms to 1024ms (up to 2048ms with serial connection). Frequency response extension out to 16kHz. Dynamic range of 92dB or more. High and low cut filters let you tailor the sound to yield everything from soft chorus to powerful flanging effects. With this kind of technology you can let your creativity run free.



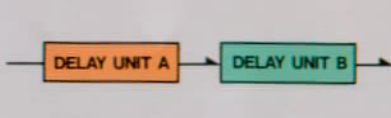
## Basic Settings

### 1. Parallel



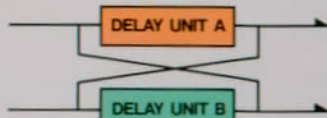
Two delays are used independently.

### 2. Serial



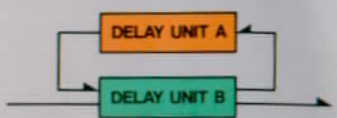
Output from one delay goes to input of second delay.

### 3. Cross feedback



Outputs of each go to inputs of other.

### 4. Open feedback loop



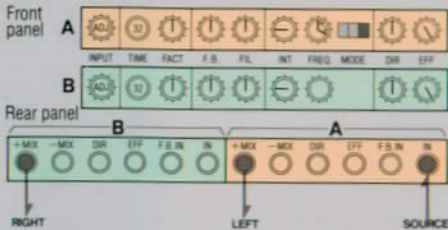
Puts one delay inside the other's feedback loop.

## SDD-1200 Typical Effect Settings

### 1. Parallel

#### Rotating Speaker

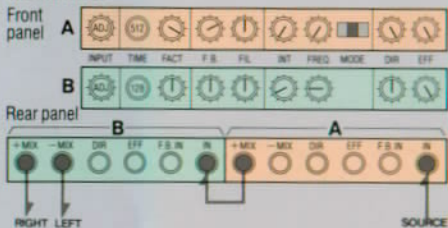
Effective with organ sounds. The frequency of section A determines the speed.



### 2. Serial

#### Stereo Chorus

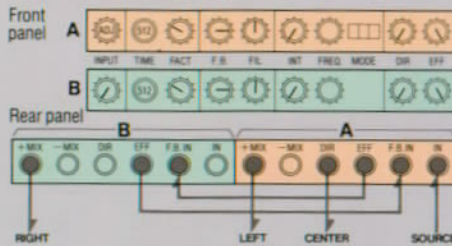
Section A produces a long delay while section B applies chorus. Good with plucked/percussive waveforms.



### 3. Cross Feedback

#### Stereo Pingpong Delay

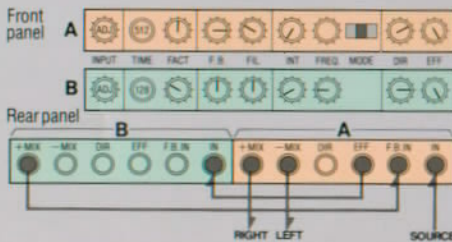
The sound bounces between right and left every 150ms while attenuating.



### 4. Open Feedback Loop

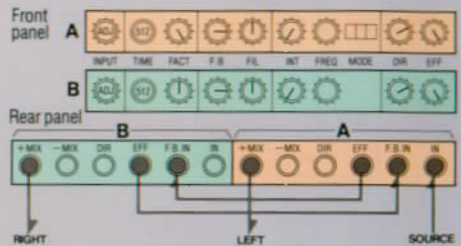
#### Feedback Chorus

Puts chorus inside a delay feedback loop. Chorus increases with the number of successive echoes.



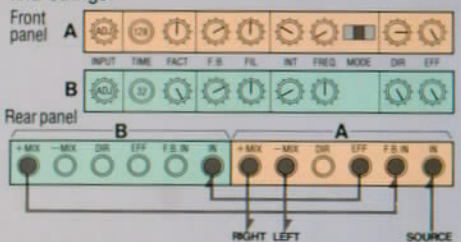
### 3-Point Auto-Pan

Bounces the sound left, center, right, in that order.



### Ensemble Effect

Puts chorus inside a very short delay feedback loop. Good for producing a fatter sound with brass and strings.



## SDD-1200 SPECIFICATION

●INPUT A: Input level (-20dBm), Input impedance [1MΩ (INPUT B when in use), 500kΩ (INPUT B when not in use)], Max clip level (+16dBm) ●INPUT B: Input level (-20dBm), Input impedance (1MΩ), Max clip level (+16dBm) ●FEEDBACK IN A,B: Input level (-10dBm), Input impedance (1MΩ), Max clip level (+16dBm) ●OUTPUT (+MIX A-B, -MIX A-B, EFFECT A-B, DIRECT A-B): Output level (-10dBm), Output impedance (1kΩ), Max clip level (+4dBm) ●FREQUENCY RESPONSE: 20Hz-20kHz, ±1dB (DIRECT), 30Hz-16kHz, +1dB, -3dB (when FACTOR × 0.25) (EFFECT) ●DYNAMIC RANGE: 92dB and above (IHF A) (EFFECT) ●S/N RATIO: 72dB and above (IHF A) ●DISTORTION: Below 0.05% (DIRECT), Below 0.2% (EFFECT) ●DELAY TIME: 0.5ms-1024ms [2, 8, 32, 128, 512, 1024ms (6-position), ×0.25-×1 (change in succession)] ●FEEDBACK: 0-+110% (positive phase), 0- -110% (negative phase) ●FILTER (EFFECT SOUND): HIGH-CUT (10kHz, 0- -18dB, change in succession), LOW-CUT (100Hz, 0- -18dB, change in succession) ●MODULATION: Modulation waveform (triangle waveform), Modulation frequency (0.05-8Hz), Delay time mod. range (4:1) ●SIGNAL PROCESSING: Sampling frequency [42kHz (FACTOR=×1), 170kHz (FACTOR=×0.25)], Method (12bit quantized + analog logarithm compression) ●DIMENSIONS: 482(W) × 44(H) × 340(D)mm ●WEIGHT: 4.2kg ●POWER SUPPLY: 100V 50/60Hz ●POWER CONSUMPTION: 11W ●SUPPLIED ACCESSORIES: AC cord, Rack mounting screws

## OPTION

- PEDAL SWITCH (PS-1, PS-2)
- TWIN CABLE TWC-030 (3m)
- PATCH CORD SET
  - A (25cm × 5)+(35cm × 3)+(50cm × 2)
  - B (1m × 5)+(2m × 2)
  - C (35cm × 2)+(50cm × 3)+(70cm × 5)
- 1U RACK CASE HC-1U



PS-2




HC-1U

## Rack-Up Series

Korg gives you advanced effects in slim rack mountable units.

### SDD-2000 SAMPLING DIGITAL DELAY




### SDD-1000 DIGITAL DELAY



### GR-1 GATED REVERB



### KMX-62 KEYBOARD MIXER



### KME-56 MULTI GRAPHIC EQUALIZER



\*Specifications and features are subject to change without notice for further improvement

KORG EXCLUSIVE DISTRIBUTOR IN ENGLAND

KORG (UK),

32-34, Gordon House Road, London NW5 1NE

Phone: 01-267 5152

## NOTICE

Korg products are manufactured under strict specifications and voltages required by each country. These products are warranted by the Korg distributor only in each country. Any Korg product not sold with a warranty card or carrying serial number disqualifies the product sold from the manufacturer's/distributor's warranty and liability. This requirement is for your own protection and safety.

# KORG

KORG INC. 15-12, Shimotakaido 1-chome, Suginami-ku, Tokyo Japan.